
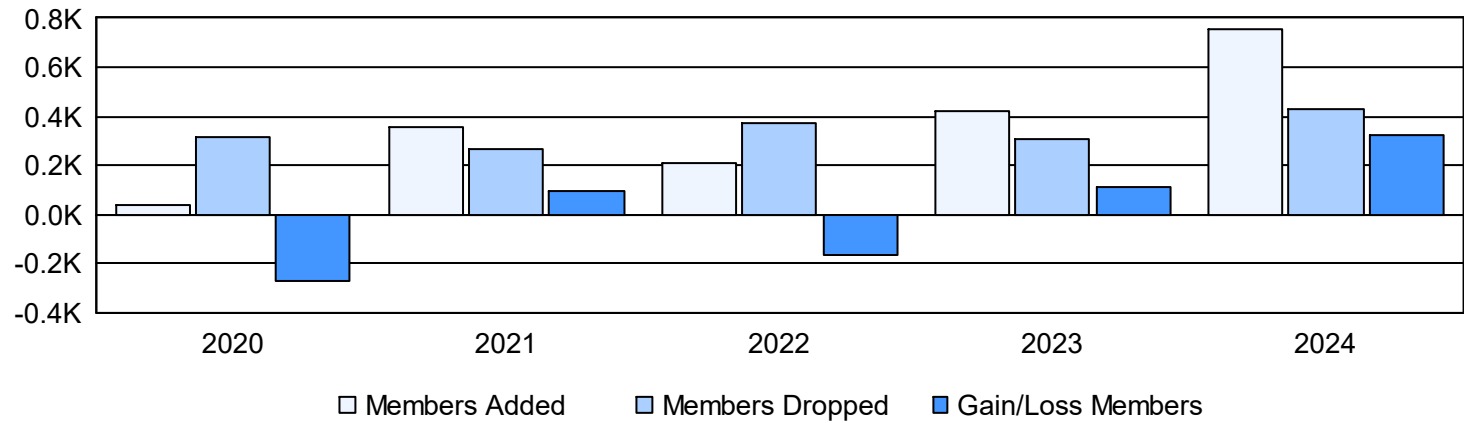


Year	New Clubs	Dropped Clubs	Gain/ Loss Clubs	New Members	Charter Members	Reinstate Members	Transfer Members	Total Member Added	Total Members Dropped	Gain/ Loss Members
2019-2020	0	1	-1	0	17	2	19	38	312	-274
2020-2021	0	0	0	293	19	14	33	359	265	94
2021-2022	0	0	0	176	7	7	18	208	373	-165
2022-2023	0	0	0	393	14	6	8	421	307	114
2023-2024	5	0	5	428	162	82	84	756	433	323
Average	1	0	1	258	44	22	32	356	338	18

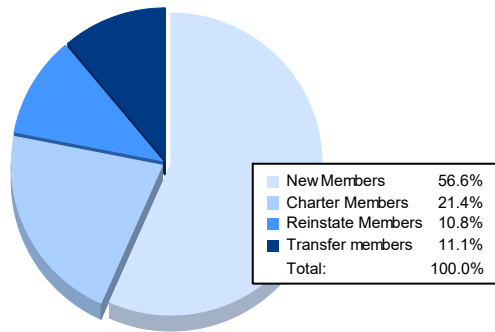
Clubs



Members



### Membership Composition June 2024 Cumulative



### Gender Composition June 2024 Cumulative

